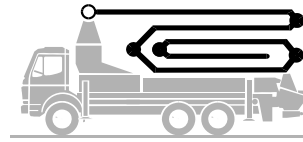


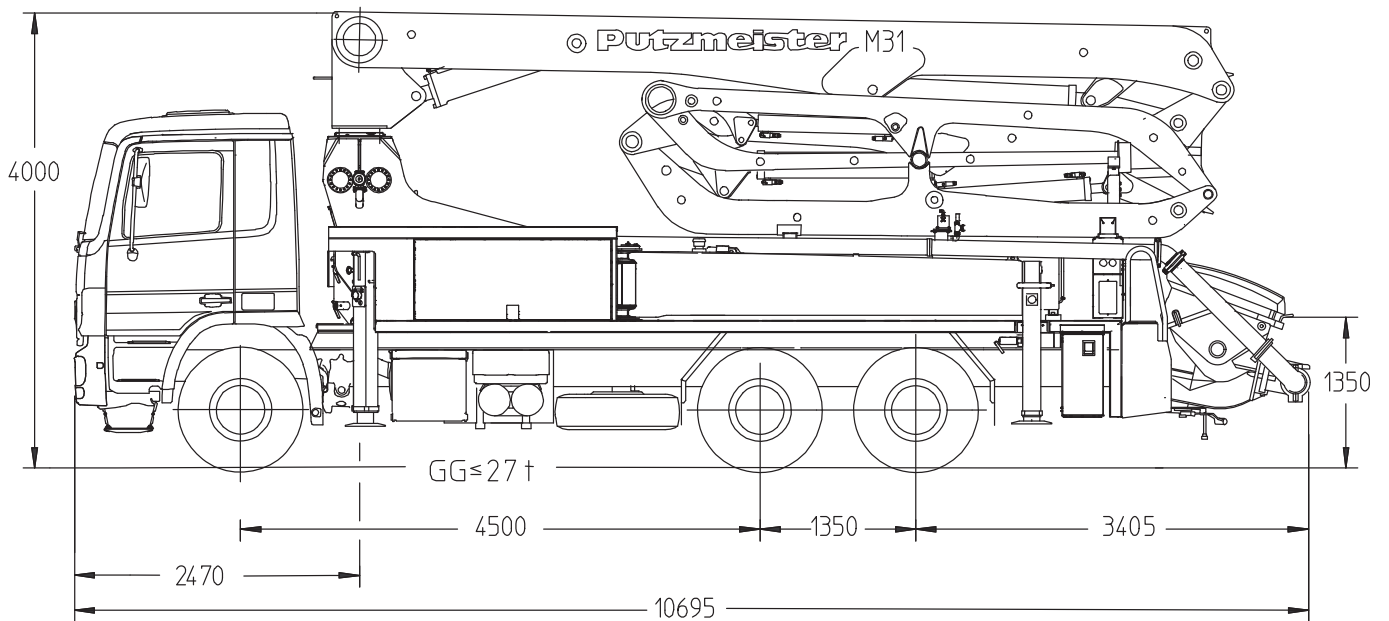
Putzmeister

Truck-mounted concrete pump BSF 31-5.14 H

Output up to 160 m³/h
 Delivery pressure up to 130 bar*



.16 H
.16 H LS



Note: Standard version. Dimensions and weights depend on truck and pump model.
 Dimensions in mm, MB-Actros 2636 as example.

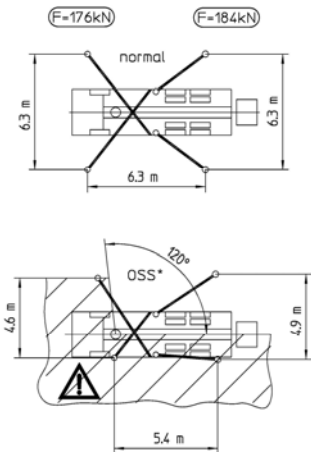
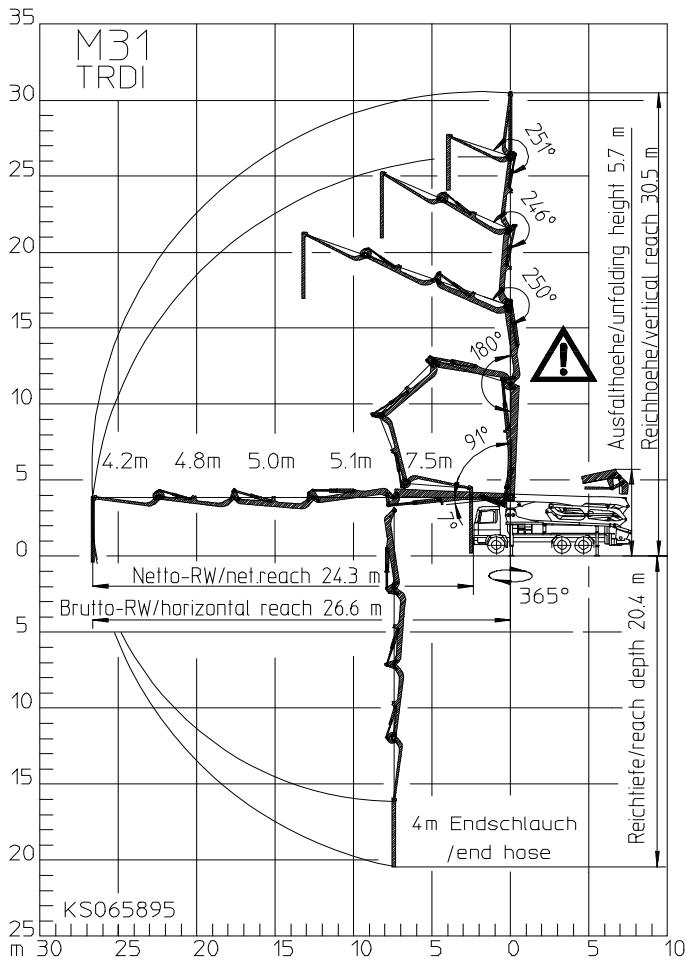
Technical data

Boom M 31-5		
Sections		5
Reach height	m	30.5
Horizontal reach	gross	m 26.6
	net	m 24.3
Reach depth max.	m	20.4
Unfolding height	m	5.7
End hose length	m	4
Folding system		ZR
Delivery line		DN 125

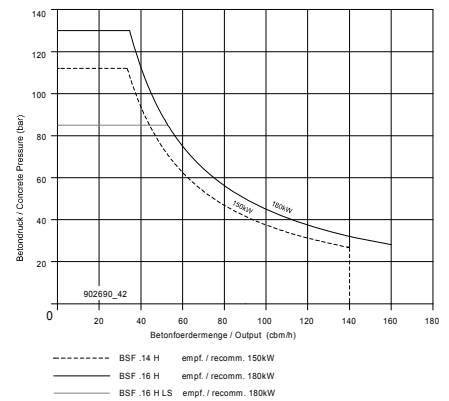
Pump		BSF	.14 H	.16 H	.16H LS
Rod side	Output	m ³ /h	140	160	-
	Delivery pressure	bar	70	85	-
	Strokes	1/min.	27	31	-
Piston side	Output	m ³ /h	88	108	160
	Delivery pressure	bar	112	130	85
	Strokes	1/min.	17	21	26
	Delivery cylinder	Ø mm	230	230	250
	Stroke	mm	2100	2100	2100

*) Delivery line boom max. 85 bar.
 All data maximum theoretical.

Reach information diagram, Support, Performance diagram



*) OSS not included in series range
OSS ist nicht im Serienumfang enthalten



All data max. theor.



Range in which you must not work with the end hose.

Serial delivery scope

Agitator and water pump radio remote / on site controlled	Ergonic Graphic Display (EGD) with machine fault management	Single piston
Boom pedestal TRDI	Ergonic Pump System (EPS) incl. Ergonic Output Control (EOC)	Spectacle wear plate DURO 22
Boom rear light 24 V	Flushing water pump 160 l/min 25 bar	Splash guard foldable
Cardan shaft maintenance free	Hand working search light lighting hopper, detachable	Spray hose 10 m incl. bracket
Central lubrication strip hopper	Hydraulic hose for replacement in hose pack	S-transfer tube switchover fast/slow
Chassis horn via remote control on hopper	Operating manuals 2 x cert. (1 x paper, 1 x CD-ROM) spare part list	Support plates (4 x) in magazine (2 x) open
Concrete hopper RS 900 with agitator	Painting: pump MB 1227 chrome yellow	Tool box integrated
Connections for hydraulic emergency supply	Painting: arm assembly RAL 3020 signalred	Tool set incl. standard equipment
C pipe connection for filling water tank	Platform non-skid	Towing eye
Delivery cylinder chrome plated	Pump on/off dependent on speed	Water supply, hopper (1/2")
Delivery line (1-layer) PM 40, arm assembly	Radio remote control proportional with display	Water tank 610 l
Delivery piston "compact" (14 H, 16 H), „single“ (16 H L.S)	Remote control with 40 m cable, without display	
Diagnose interface	Rubber collar on hopper	
End hose 4,0 m DN 125 5,5"		

See quotation for exact serial delivery scope.
Comprehensive range of options available on request.